

1.5-6ton
MAIN CHARACTERS AND CONFIGURATION OF
AC TYPE ELECTRIC TRACTOR



CHINESE EXPORT BRAND

Recommended
By China Chamber of Commerce for Import and Export of Machinery
And Electric Products

HELI
LIFTING THE FUTURE



1.5–6t


G SERIES AC TYPE ELECTRIC TRACTOR



»» Brief introduction

G series 1.5–6t AC type electric tractor which has popular appearance and reliable performance is a new generation of environment friendly tractor designed by HELI. With ergonomic design principle, driving comforts in sitting, operation space and environmental protection are ensured.

The three-wheel truck is powered by battery. The steering wheel is front wheel and the drive wheel is rear wheel. Imported CURTIS controller with stepless speed regulation is assembled on the truck. The truck has low noise, powerful traction force, easy operation and flexible steering.




Drive system

- Special drive axle for AC type electric tractor is assembled on 1.5–4t tractor offering low noise, no pollution, stable travelling and good sealing condition. With large underclearance, good passing ability is ensured.
- HELI homemade reducer case and drive axle assembly are assembled on the 2.5–6t tractor offering compact structure and stable transmission.

Steering system

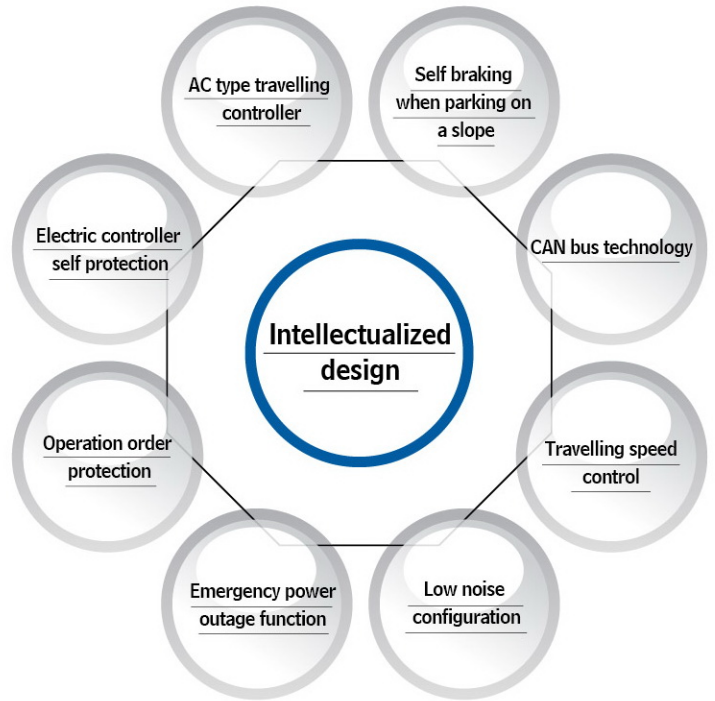
- Structure compacted sprocket drive structure is applied on the front wheel offering flexible and easy steering operation and high efficiency.
- Dual-tyre structure is applied on 5–6t tractor offering stable travelling.





Superior intellectualized design

- Superior intellectualized designs not only ensure operator and truck safety but also improve working efficiency, reduce energy consumption.



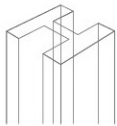
Operating system

- Proper angle and position of braking pedal and acceleration pedal and slight pedal force fully satisfy ergonomic requirements.
- Adjustable steering wheel fits different operator' s size.
- With good brake effect in cold condition and enough brake force, national mandatory performance standards in service brake and parking brake are satisfied.
- With inching button, safe and precise connection between the tractor and trailer is ensured through inching forward or backward.

Easy and reliable side-pulling battery changing method


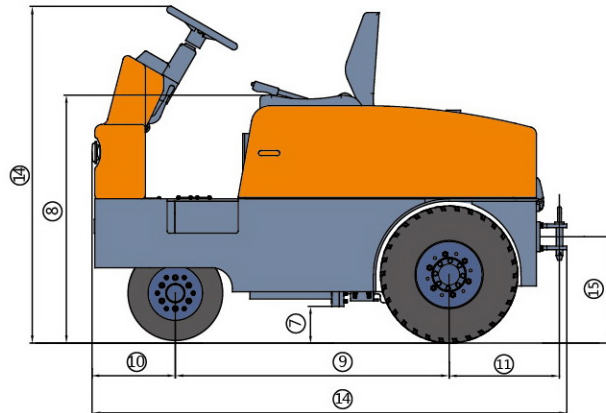
- It is optional on 2-3t tractor.






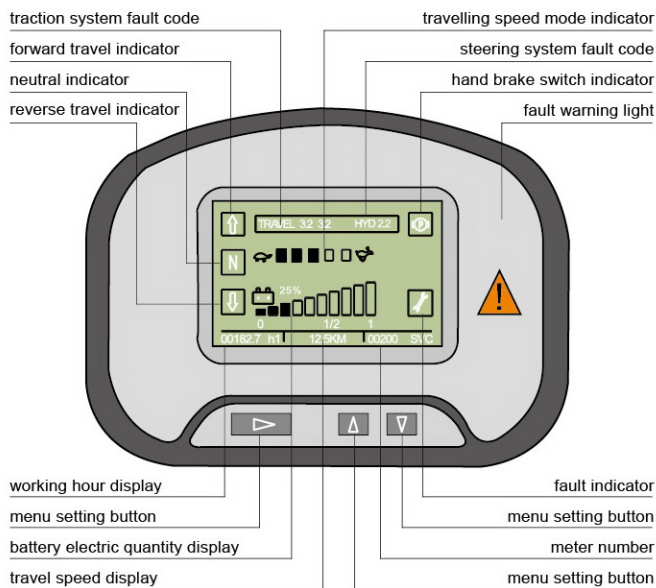
1.5-6t

G SERIES AC TYPE ELECTRIC TRACTOR



>>

>> Automatic water adding device



>> Energy regeneration technology

- With AC type energy regeneration technology, the working hour of single battery shift is 15% increased.

↑ 15% Working hour of single battery shift 15% increased

- Truck working condition can be known directly and easily through reliable meter displaying important information such as truck working condition, fault and so on.

Item		Unit	G series 1.5-6t AC Electric tractor					
1	Model		QYD15S-E1	QYD20S-E1	QYD30S-E1	QYD40S-E1	QYD50S-E1	QYD60S-E1
2	Operation type		Seated					
3	Load capacity	N	1500	2000	3000	4000	5000	6000
4	Rated towing capacity	N	800	1000	1560	4000	4000	
5	Weight	kg	750	810	1090	1650	1730	
6	Min.turning radius	mm	1550	1850	1800			
7	Min.ground clearance	mm	60	60	120			
8	Seat height	mm	890	1080				
9	Wheelbase	mm	900	1100	1200			
10	Front overhang	mm	365					
11	Rear overhang	mm	395	380				
12	front Tyre		4.00-8	2x4.00-8				
	rear tyre			6.50-10				
13	front tire	mm	single wheel	230				
	rear tire	mm	730	820	905			
14	Truck dimension(length*width*height)	mm	1775x856x1375	1865x1006x1375	2070 x1100x1445			
15	Traction hook height	mm	250/300	280/330	350/450			
16	Driving motor power	KW	3.0(AC)	4.0(AC)	8.0(AC)			
17	Travelling speed: loaded/unloaded	Km/h	9/12	9/12	10/15			
18	Gradeability loaded	%xm	10%x20	6%x20	6%x20	6%x20	6%x20	6%x20
19	Driving brake		Hydraulic brake					
20	Parking brake		Mechanic					
21	Driving mode		Rear drive					
22	Battery voltage/capacity	V/Ah	24V/280Ah	24V/350Ah	48V/280Ah / 48V/350Ah	48V/380Ah	48V/420Ah	
23	Battery weight	Kg	240	300	430	640	720	
24	Driving control mode		Electronic stepless mode					
25	Operator's ear noise	Db	<70	<75				

Standard configuration		Optional configuration	
Streamlined glass fiber cover	Took kits	Half-closed cabin	Pole caution light
Battery		Eddy caution light	Emergency switch
Liquid crystal combination display		Solid tire without print	Rear view mirror
Solid tire		Multilayer traction seat	Fire extinguisher
Traction pin		optional four wheel brake	

ANHUI HELI CO., LTD.

Address: No.163,WoyunRoad,Economic Develop Zone,Hefei City,Anhui,China

Sales hotline: (0086) 551-63689667
(0086) 551-63689674
(0086) 551-63689676

Free hotline: 4001600761
FAX: (0086) 551-63689558-247
(0086) 551-63689674
E-mail: helizzj@helichina.com
Web site: www.helichina.com