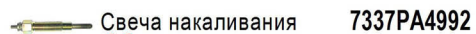
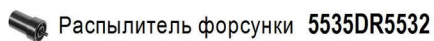

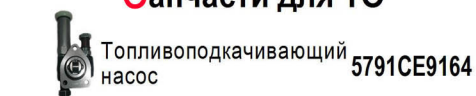



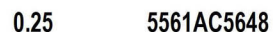
MITSUBISHI S6S

Запчасти для ТО

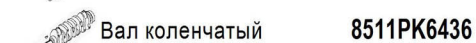
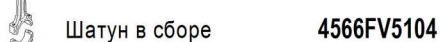


Кривошипно-шатунный механизм




Поршень (на ДВС 6 шт.)




Кольца поршневые (к-т на поршень)






Вкладыши коренные (к-т на шейку)
На ДВС 7 шт.



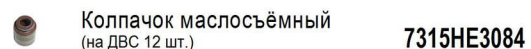
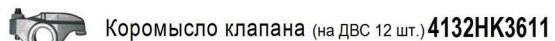
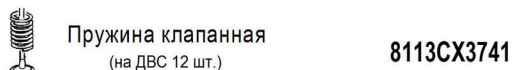
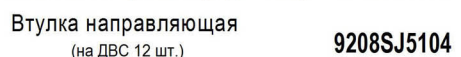
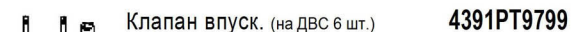
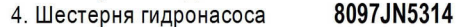
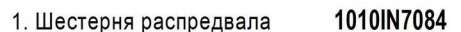
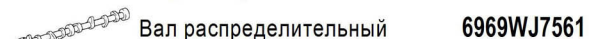
Кольца упорные коленвала
(на ДВС 3 шт.)



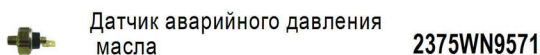
Вкладыши шатунные
(на ДВС 12шт.)



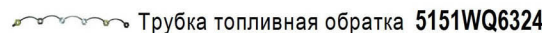

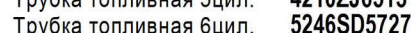
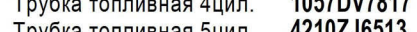
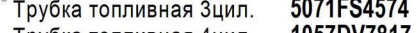
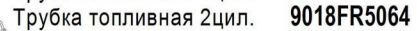
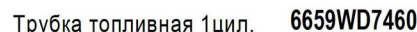
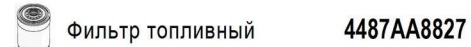
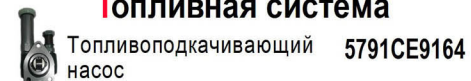
Газораспределительный м-зм



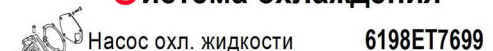
Система смазки




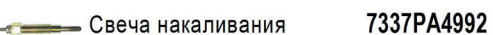
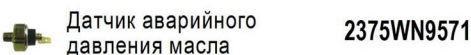
Топливная система



Система охлаждения



Электрооборудование



Прокладки и уплотнения

